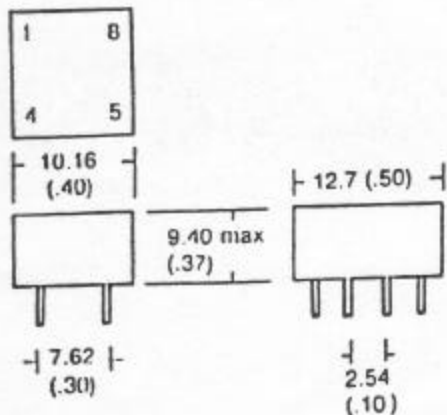


COMMON CHOKE FOR 10BASE T

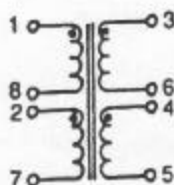
SPECIFICATION:

PART NUMBER	TURN RATIO ($\pm 1\%$)	PRIMARY INDUCTANCE ($\mu\text{H min}$)	LEAKAGE INDUCTANCE ($\mu\text{H max}$)	PRIMARY CAPACTIANCE (C _{ww} pf max)	HI-POT (V _{rms})
1C8-1A	1:1:1:1	8	0.2	10	2000
1C8-1B	1:1:1:1	18-36	0.3	25	2000

DIMENSION:



SCHEMATIC:

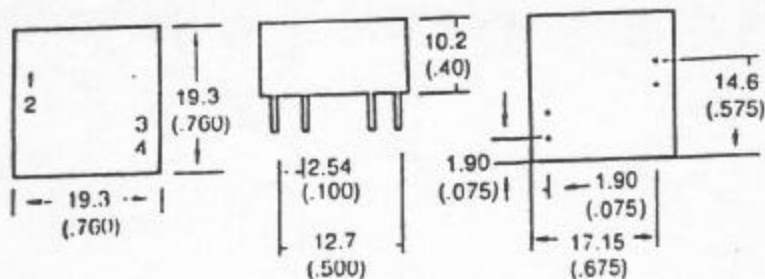


LANS TRANSFORMERS FOR TWISTED-PAIR

SPECIFICATION:

PART NUMBER	TURN RATIO ($\pm 1\%$)	PRIMARY INDUCTANCE ($\mu\text{H min}$)	LEAKAGE INDUCTANCE ($\mu\text{H max}$)	PRIMARY CAPACITANCE (C _{ww} $\pm 15\text{pf}$)	IMPEDANCE (Ω max)	DCR (Ω MAX)	HI-POT (VRMS)
1PT4-01	1:1	400	0.5	80	22	0.6	500

DIMENSION:



SCHEMATIC:

